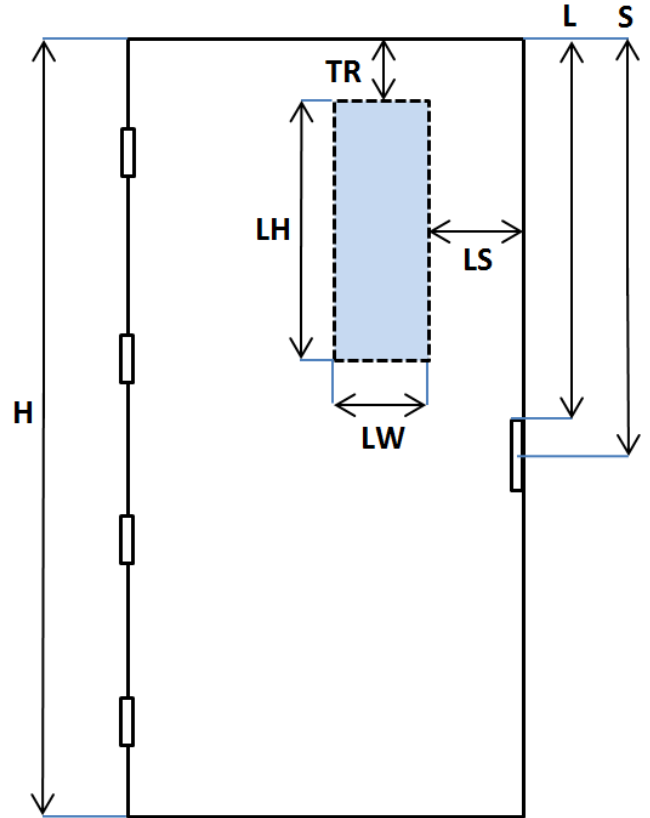
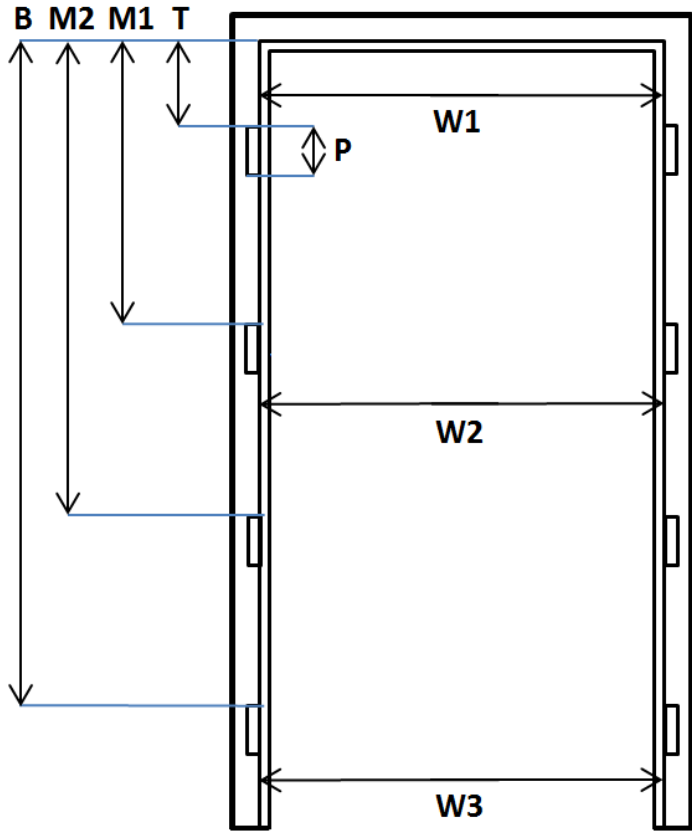


**Paired Opening
(4-Hinge)**

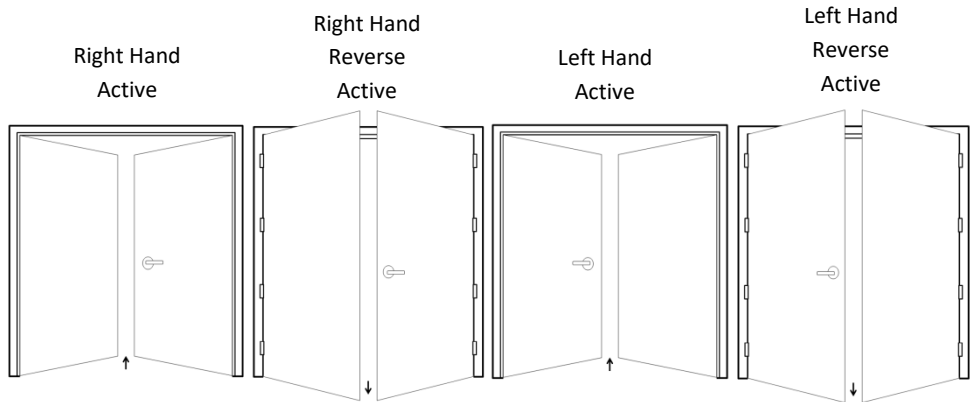
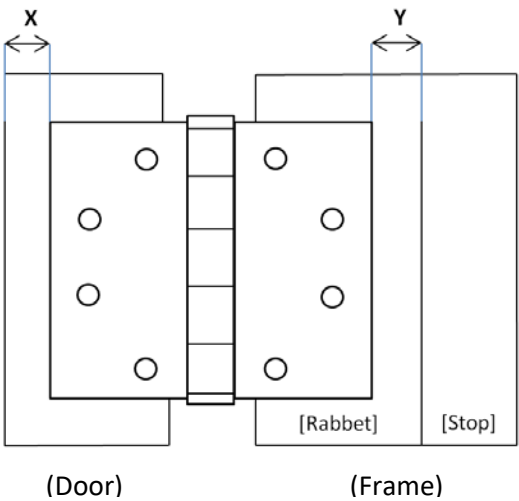
ON FRAME

ON DOOR



HINGE BACKSETS

DOOR HANDING



(Viewed from outside/keyside)



5151 Bannock Street #17 Denver, CO 80216-1846
 (303) 291-1002 Fax (303) 293-8936
 www.doorwaysolutions.com



JOB INFORMATION

Customer/Facility:	Notes:
Contact Name:	
Contact Phone:	
Contact Fax:	
Contact Email:	
Doorways Rep:	

DOOR/FRAME MEASUREMENTS

Dimension	Description	Measurement
W1	Width of frame at top	
W2	Width of frame at middle	
W3	Width of frame at bottom	
H	Net door height	
P	Hinge height	
X	Hinge backset on door	
Y	Hinge backset on frame (only needed if no door present)	
T	Top of frame to top of top hinge	
M1	Top of frame to top of first middle hinge	
M2	Top of frame to top of second middle hinge	
B	Top of frame to top of bottom hinge	
S	<u>Cylindrical lock</u> - Top of inactive door to center-line of strike	
S1 (not shown)	<u>Deadbolt</u> - Top of inactive door to center-line of strike	
L	<u>Mortise Lock</u> - Top of active door to top of 8" mortise pocket	
Handing	Check one: RHA RHRA LHA LHRA	
Degree of Opening	Active: _____ Inactive: _____	

LITE MEASUREMENTS (if applicable)

Dimension	Description	Measurement
LW	Visible glass width	
LH	Visible glass height	
TR	Top rail thickness (top of door to top of visible glass)	
LS	Lock stile thickness (lock edge of door to visible glass)	